Text-To-Speech Tutorial

Default TTS Status

If there is no TTS engine installed on your system environment, the 'Text-to-Speech Interface' won't be presented. The user interface will immediately perform this task when you click 'Text-to-Speech button'.

Step 1. Closing 'CrazyTalk'

Please close CrazyTalk before you want to install the TTS engines of other languages.

Step 2. Visit 'Microsoft Agent download page for end-users'

Microsoft provides more than 10 languages for SAPI4. Please visit 'Microsoft Agent download page for end-users'.The URL address is shown below.

http://www.microsoft.com/msagent/downloads/user.aspx

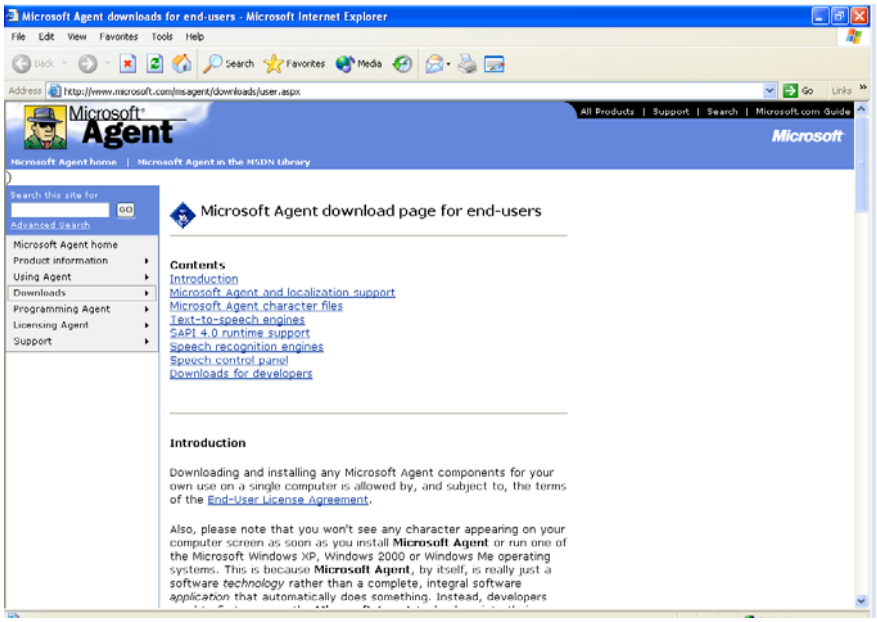

Step 3. Download the 'Microsoft Agent core components'

Please download the Microsoft Agent core components 2.0 via this link. However, you do not need to install these core components if you are using one of the Microsoft Windows XP, Windows 2000 or Windows Me operating systems. The Microsoft Agent core components are already installed on your computer.

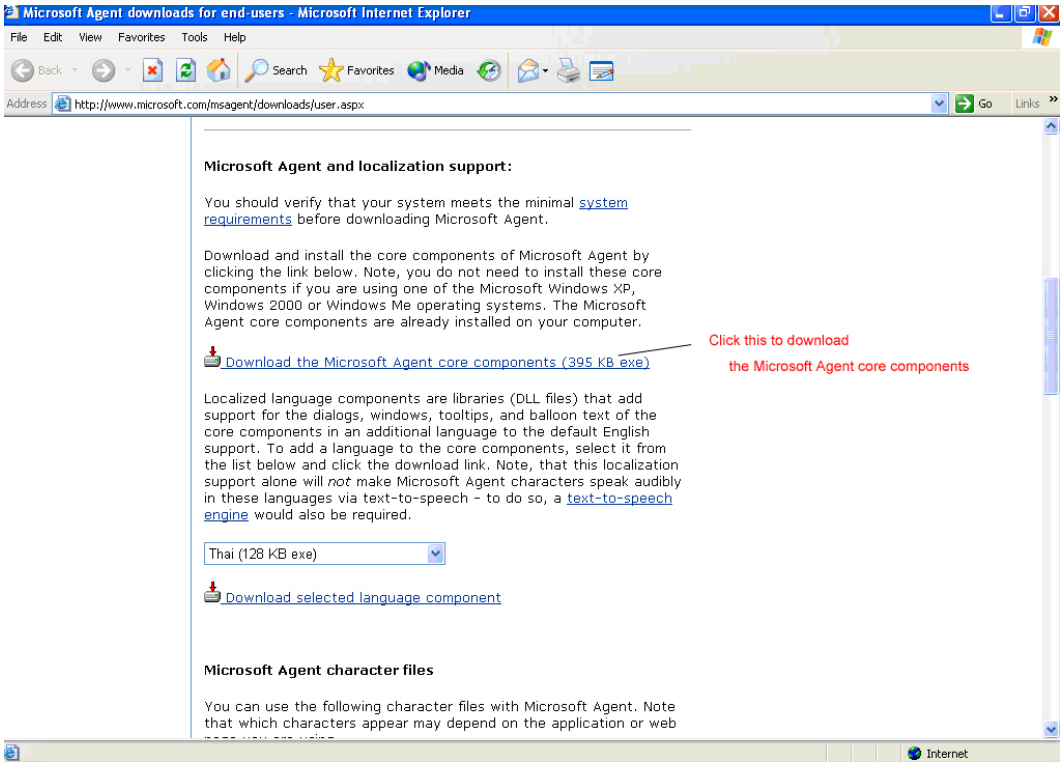

Step 4. Download the 'Text-to-speech engines'

Please use the drop-down menu to choose the languages such as 'British English'.

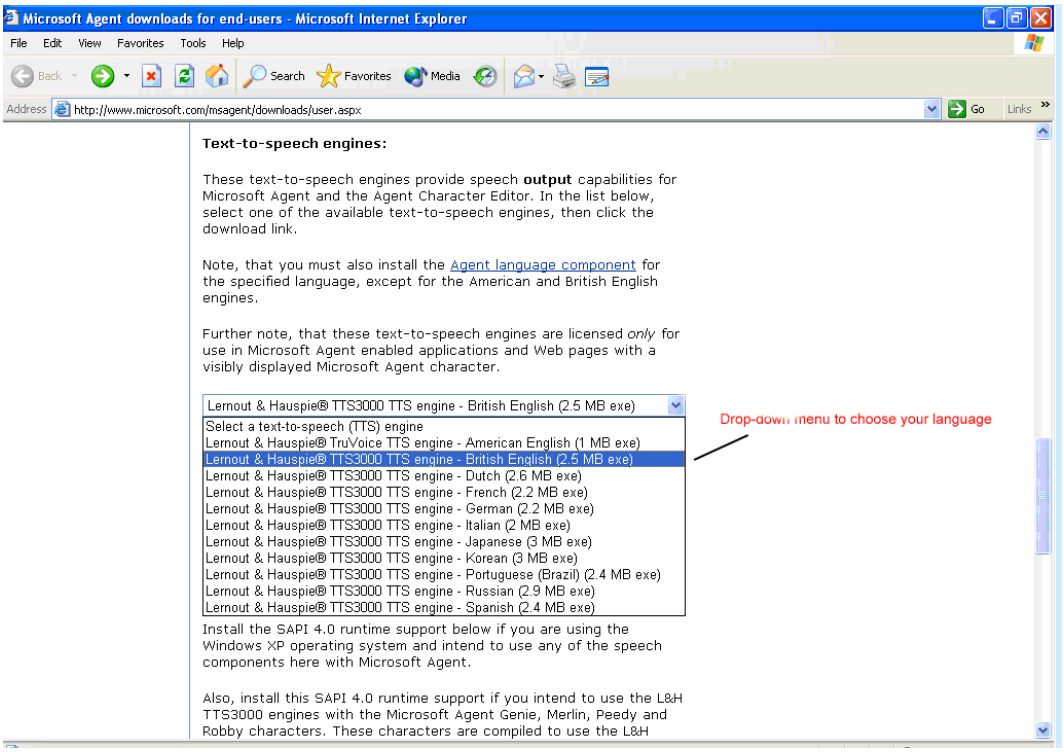

Then, please click the ‘download selected engine’ to download this TTS engine.

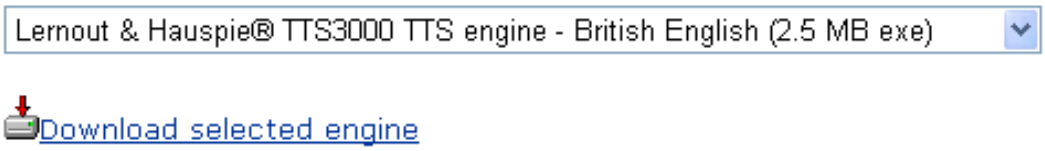

Step 5. Download the ‘SAPI 4.0 runtime support’

Please click this link to download the ‘SAPI 4.0 runtime support’.

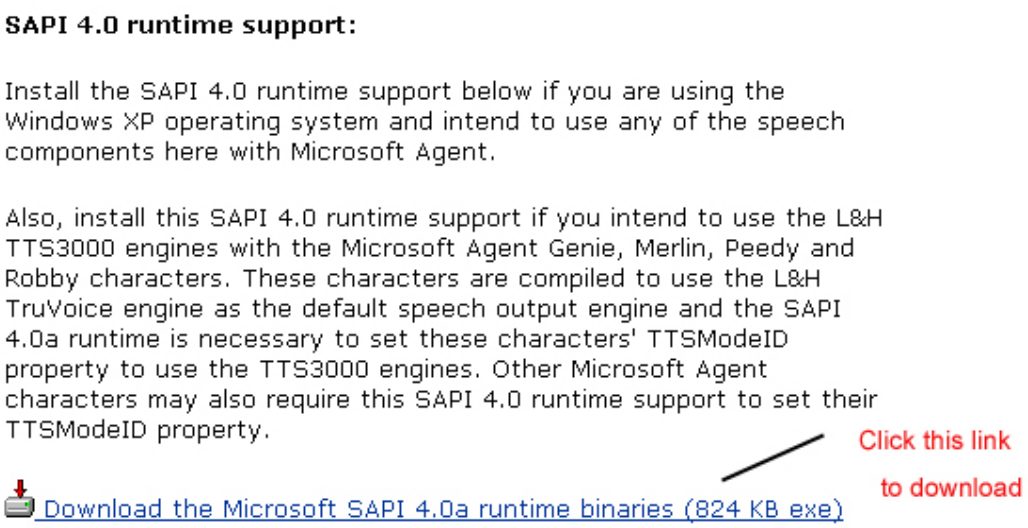

Step 6. Install these files

After the files downloaded, you have gotten ‘MSagent.exe’, ‘spchapi.exe’ and a TTS engine file. Please install them. If you are using one of the Microsoft Windows XP, Windows 2000 or Windows Me operating systems, you do not need to install ‘MSagent.exe’.

Step 7. Launch 'CrazyTalk' again

Please launch 'CrazyTalk' again; then, click Script -- > Text-to-Speech button.

After that, the 'Text-to-Speech Interface' will be displayed, and there are two TTS engines to be chosen, which are 'Microsoft SAPI 4' and 'Microsoft SAPI 5'. Please choose 'Microsoft SAPI 4', then click the 'OK' button.

Step 8. Choose the languages
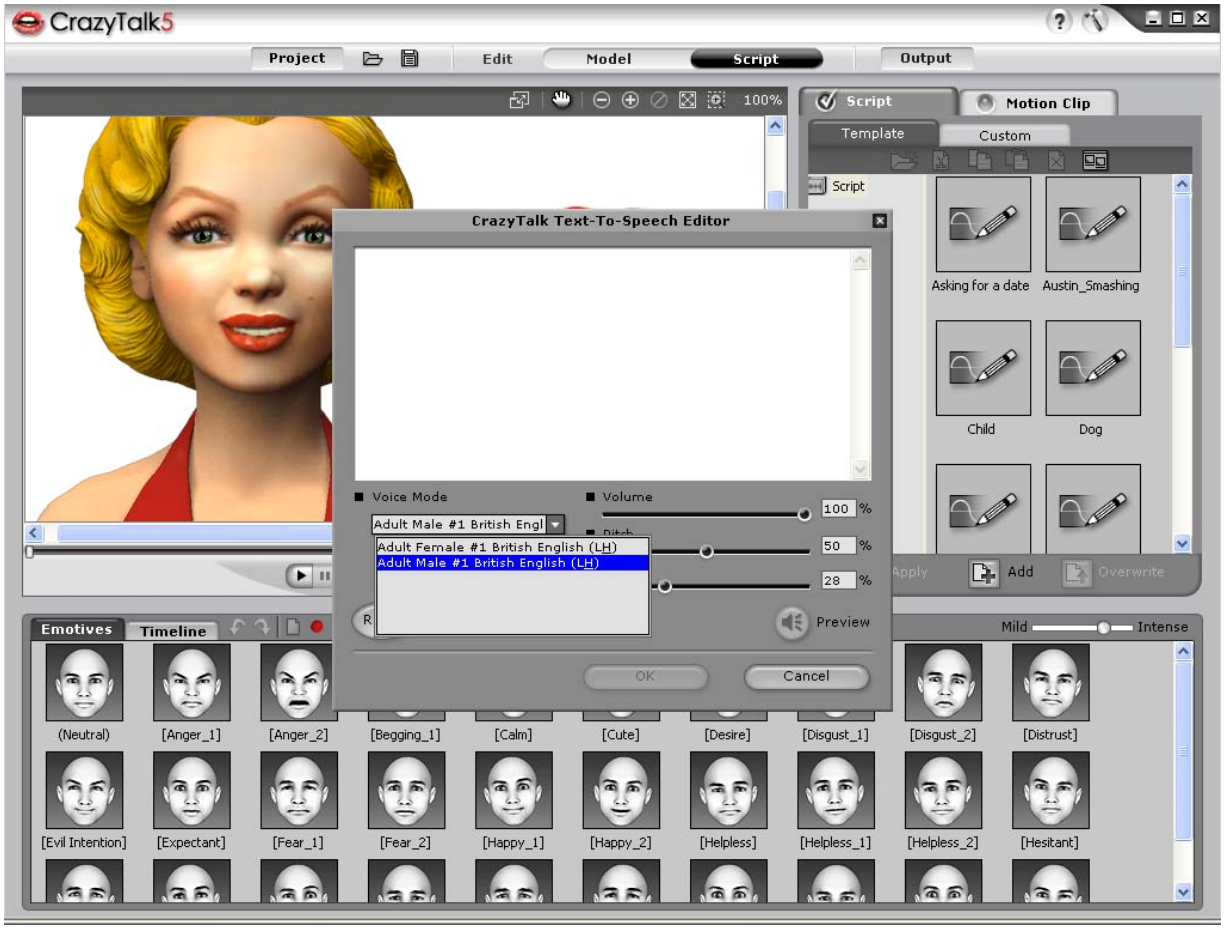
Please choose the language which you want to be presented such as ‘Adult Male #1 British English (LH)’.